FOR ANY TOUCH PANEL OR OTHER ACCESSORIES ASSEMBLED WITH FRAME GLUE, A PERMANENT AND RELIABLE MECHANICAL STRUCTURE NEEDS TO BE DESIGNED ON CUSTOMER'S WHOLE MACHINE TO HOLD THEM IN PLACE TO AVOID LOOSE.

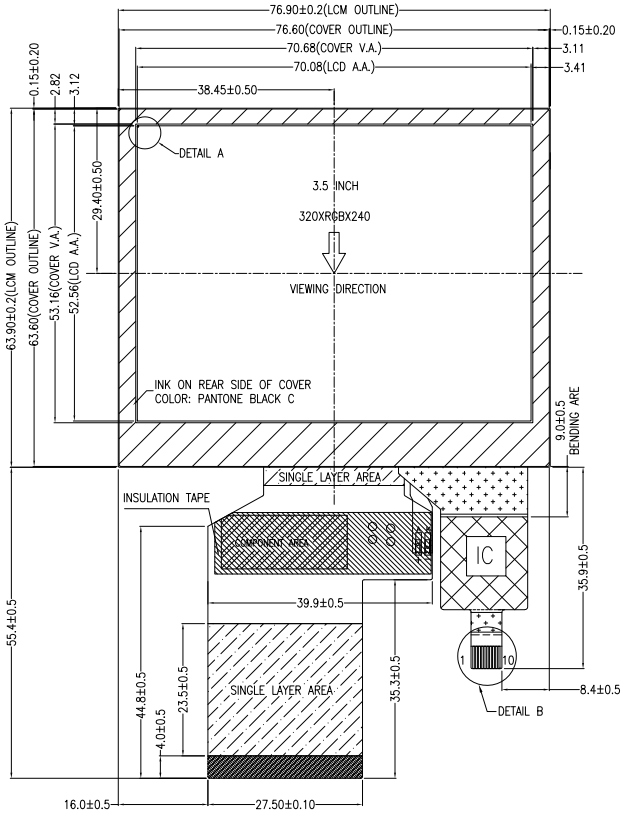

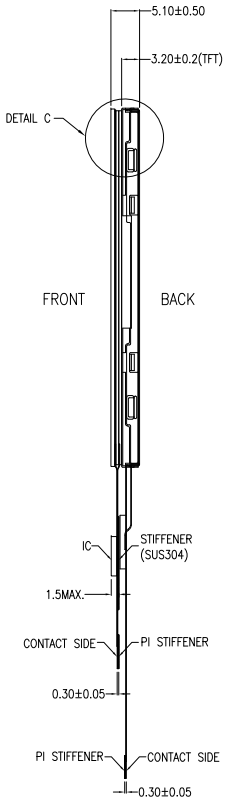

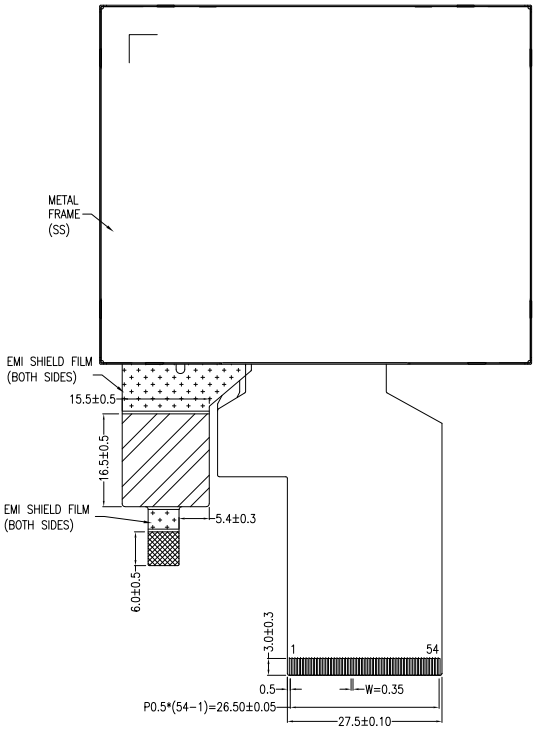

PIN ASSIGNMENT FOR LCM

PIN	SYMBOL	PIN	SYMBOL
1	LEDK	28	R0
2	LEDK	29	R1
3	LEDA	30	R2
4	LEDA	31	R3
5	NC	32	R4
6	NC	33	R5
7	NC	34	R6
8	RESET	35	R7
9	SPENA	36	HSYNC
10	SPCLK	37	VSYNC
11	SPDAT	38	DCLK
12	B0	39	NC
13	B1	40	NC
14	B2	41	VDD
15	B3	42	VDD
16	B4	43	NC
17	B5	44	NC
18	B6	45	NC
19	B7	46	NC
20	G0	47	NC
21	G1	48	SEL2
22	G2	49	SEL1
23	G3	50	SEL0
24	G4	51	NC
25	G5	52	DEN
26	G6	53	GND
27	G7	54	GND

PIN ASSIGNMENT FOR CTP

PIN	SYMBOL	PIN	SYMBOL
1	VSS	6	NC
2	VCC	7	/RST
3	SCL	8	NC
4	NC	9	/INT
5	SDA	10	VSS

NOTES FOR TFT:

1. DISPLAY TYPE: TFT, TRANSMISSIVE, NORMALLY WHITE
2. OPERATING VOLTAGE: VDD=3.3V (TYP.)
3. VIEWING DIRECTION: 12:00 O'CLOCK
4. DRIVER IC: HX8238D
5. LED BACKLIGHT: WHITE LED, If=20mA, Vf=19.2V
6. TOP POLARIZER SURFACE TREATMENT: ANTI-GLARE
7. RECOMMEND MATCHING CONNECTOR: HRS FH19SC-54S-0.5SH OR EQUIVALENT

NOTES FOR CTP:

1. 3.5 INCH PROJECTIVE CAPACITIVE TOUCH PANEL
2. COVER GLASS + SENSOR GLASS + FPCA
3. OPERATING VOLTAGE: VCC=2.8V~3.3V
4. DRIVER IC: FT5446DQS-P03, INTERFACE: IIC
5. RESOLUTION: 320*240
6. MULTI-FINGER: UP TO 5
7. HARDNESS OF COVER SURFACE: 7H (750G)
8. FIRMWARE FILE:
   MI0350CFP-C3_(FT5446DQS-P03)_FIRMWARE_V05_20200713_ALL.BIN

NOTES FOR OTHERS:

1. OPERATING TEMP.: -20°C ~ 70°C
2. STORAGE TEMP.: -30°C ~ 80°C
3. SURFACE LUMINANCE: 255 CD/M^2 (TYP.)
4. ONLY THE SINGLE LAYER AREA ON FPC IS BENDABLE AND THE MINIMUM BEND RADIUS IS 1.5MM
5. UNMARKED TOLERANCE: ±0.2MM
6. ROHS COMPLIANT

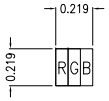

DETAIL A
(SCALE 30:1)

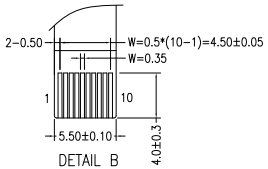

DETAIL B
(SCALE 2:1)

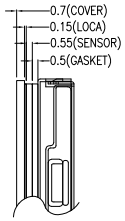

DETAIL C
(SCALE 2:1)

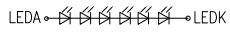

BACKLIGHT CIRCUIT DIAGRAM

MULTI-INNO TECHNOLOGY CO., LTD.

DRAWN BY:	TUFFY		MODULE P/N: MI0350AG2T-1CP2-A
CHECKED BY:		SCALE : 1/1	
APPROVED BY:		UNIT: mm	DESCRIPTION: TFT + CTP MODULE
VERSION NO:	01	SHEET NO: 1/1	

VER.	REVISED DESCRIPTION	REVISER	DATE
01	FIRST ISSUE	TUFFY	2025.07.04